



PROJECT

SAFE


HOME



**A
GUIDE TO
HELP KEEP
YOUR HOME
SAFE**

PROJECT
SAFE
HOME



A large, faint watermark of the Rockford Police Department badge is centered in the background. The badge is shield-shaped with a scalloped border. It features a central figure of a Minuteman holding a rifle, with a scale of justice above his head. The words "ROCKFORD" and "ILLINOIS" are written along the left and right sides of the shield, respectively. At the bottom, a banner reads "IN SERVICE".

**PRESENTED
BY THE
ROCKFORD
POLICE
DEPARTMENT**



BURGLARY

Burglary is a crime of opportunity!

This presentation shows preventative measures, which can greatly reduce your risk of becoming a victim of residential burglary.

No one can make your home 100% burglary proof. But with some simple precautions you can make your home so difficult to enter, the intruder will go elsewhere in search of an easier victim.





WHEN YOU'RE NOT HOME

The home with a “lived in” or “at-home” look can be a deterrent to burglars. Follow these simple rules, even when you’re leaving the house for “just a couple of minutes”:

- Lock all outside doors and windows.
- At night leave one or more lights on in locations not visible from windows, or use inexpensive plug-in timers that will turn the lights on and off.
- Leave a radio playing, preferably tuned to a talk show with the volume low. This can create the impression of a conversation.
- Do not leave notes indicating your absence.
- Shut and lock the garage door.
- Do not leave extra keys in hiding places; the burglar will look for them.





DOOR SYSTEMS

The exterior door of your home is your first line of defense against intruders. Doors should be solid wood or metal construction and should be equipped with a single cylinder deadbolt lock with one inch throw that contains a hardened core or a free turning steel pin. A single cylinder deadbolt is recommended instead of a double cylinder for fire safety reasons.

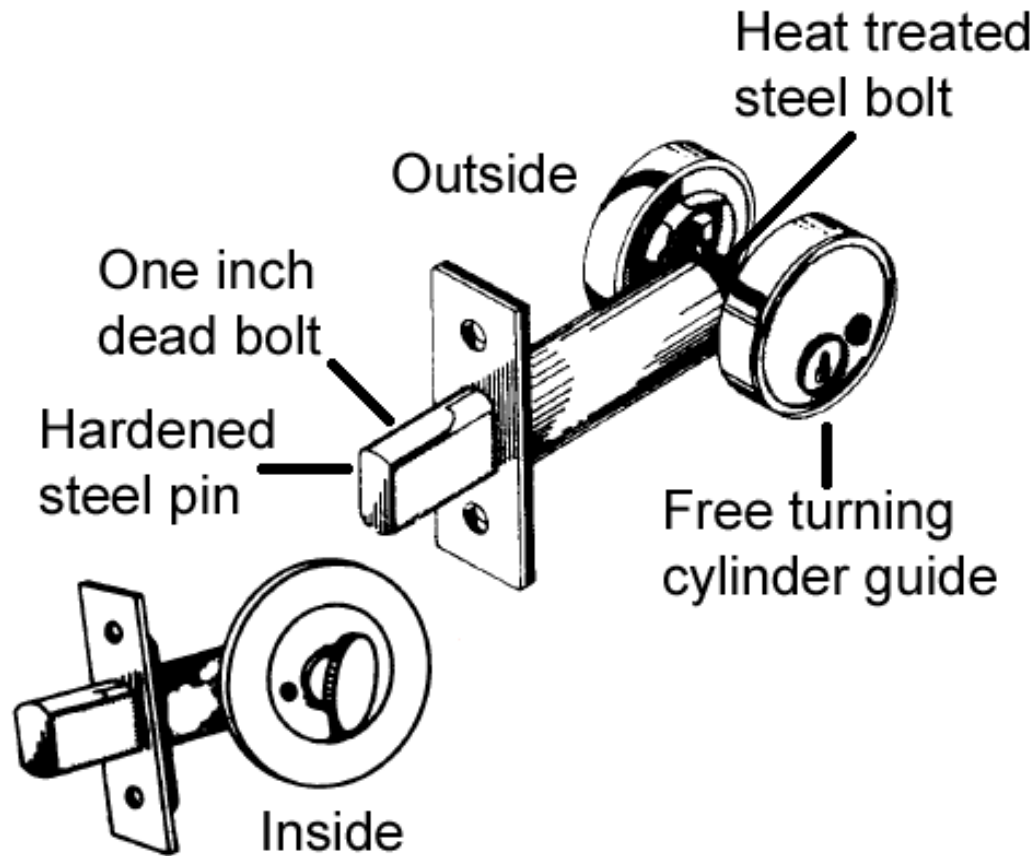
The door should also be equipped with a peephole viewer (wide angle style).

Doors with glass windows, which are closer than 40 inches to the door lock, should have the window area covered by a decorative grillwork or polycarbonate (unbreakable) material.



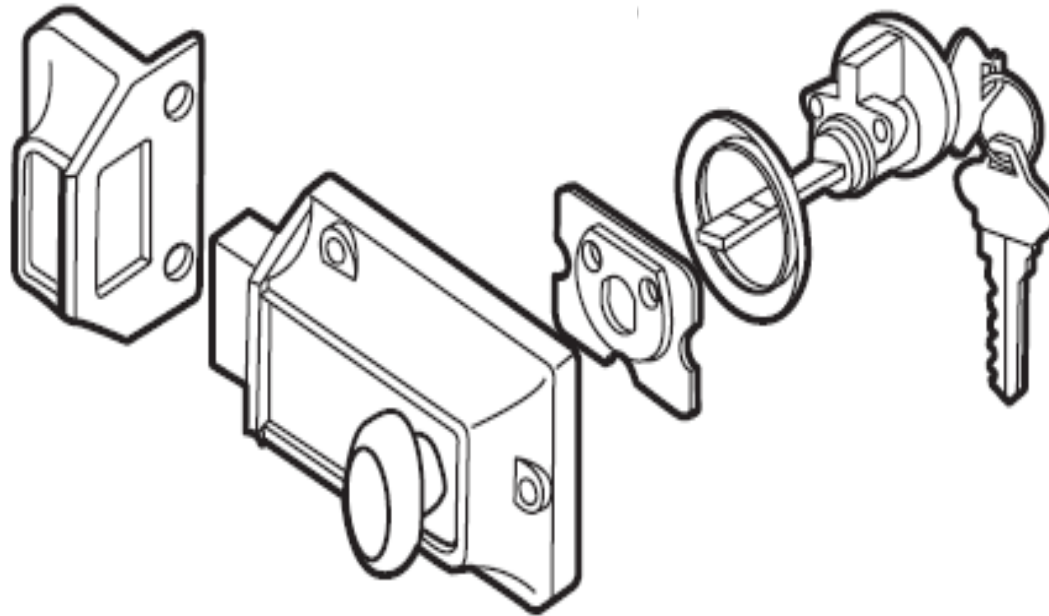


LOCK SYSTEMS






LOCK SYSTEMS





STRIKE PLATES

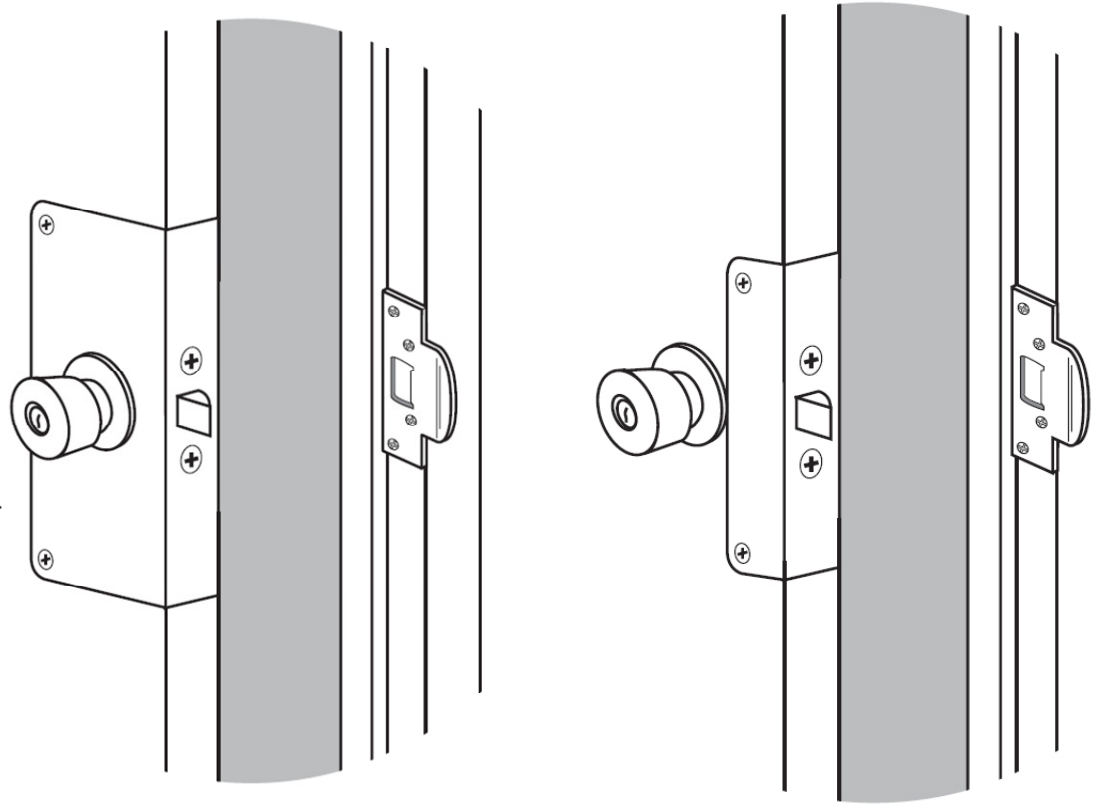


A good strike plate is just as important as a good lock. It is recommended that the strike plate be installed with at least four 3 inch screws that penetrate through the doorframe into the studding material in back of the frame. Good locks and strikes may not hold if mounted on inferior doors and frames.





DOOR REINFORCEMENT





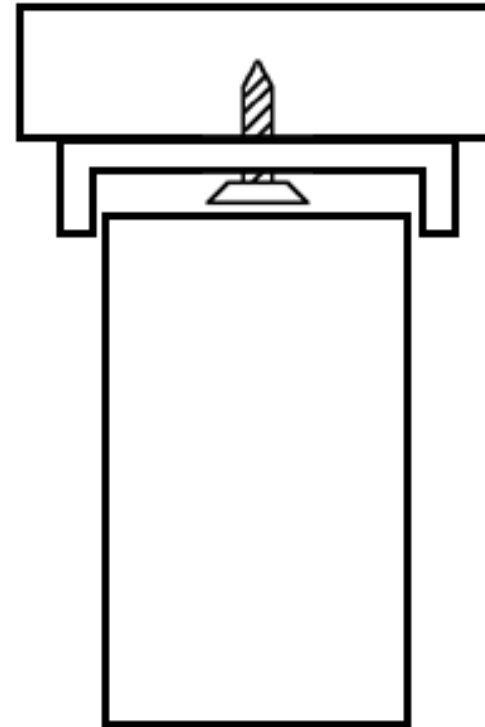
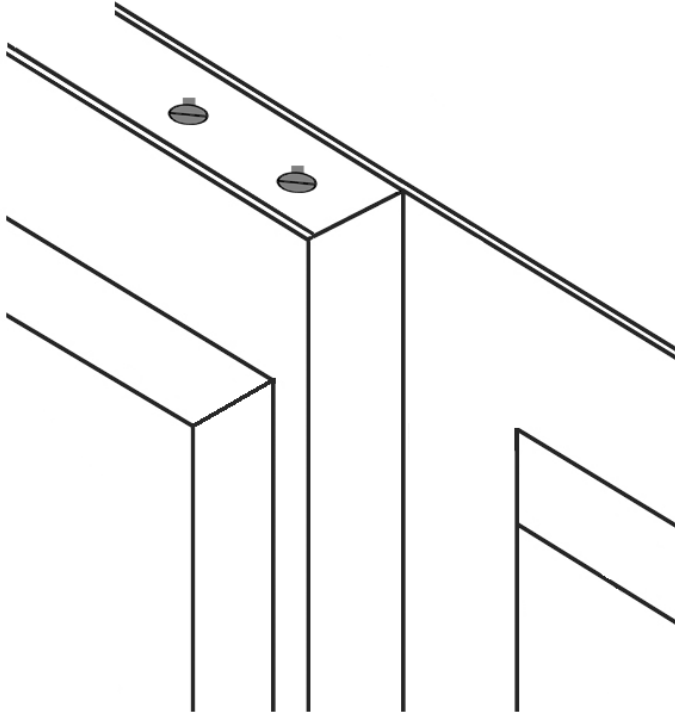
SLIDING GLASS DOORS AND WINDOWS

Sliding glass doors can be equipped with an auxiliary lock and / or a bar in the door track to prevent easy entry. Sliding glass doors can also be pinned in much the same method as double hung windows. Many sliding glass doors can simply be lifted out of the track and entry can be made in that manner. To prevent this simply place screws or a wood strip in the upper track.




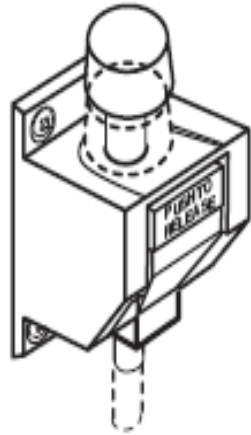


SLIDING GLASS DOORS AND WINDOWS



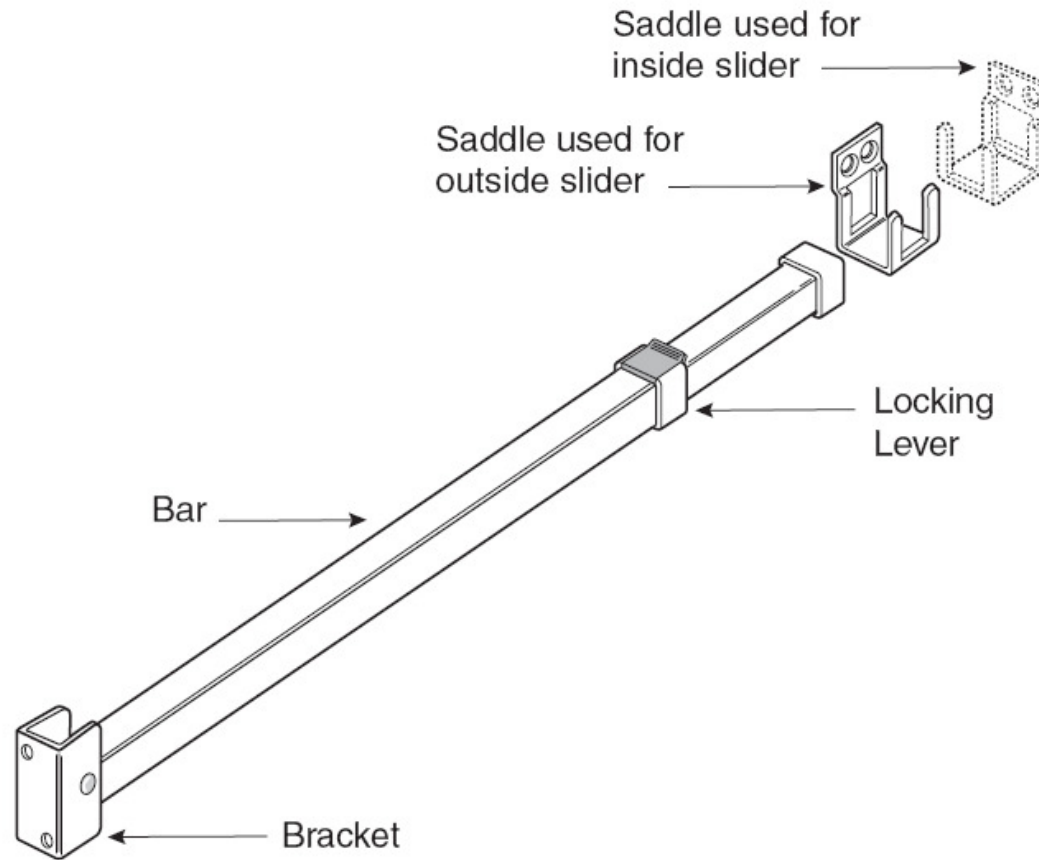


SLIDING GLASS DOORS AND WINDOWS





SLIDING GLASS DOORS AND WINDOWS





WINDOWS

Common double hung windows can be secured by drilling a hole and inserting pins.

Additional holes may be drilled to secure the window in a ventilating position.

The raised window opening should not be more than 6 inches.

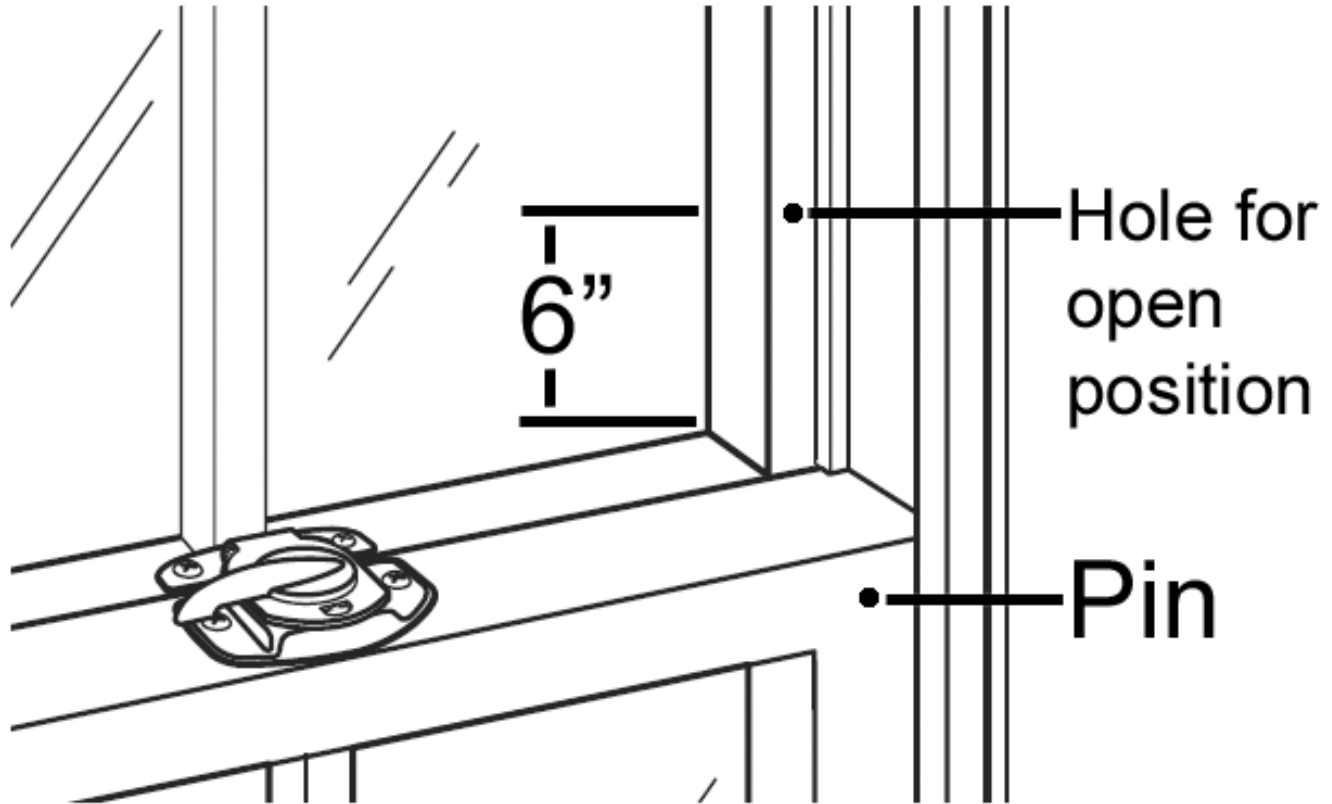
An alternative would be to install key type dead – bolt window locks.

Secure all screens and storm windows from the inside by using auxiliary locks or hook and eye hardware.



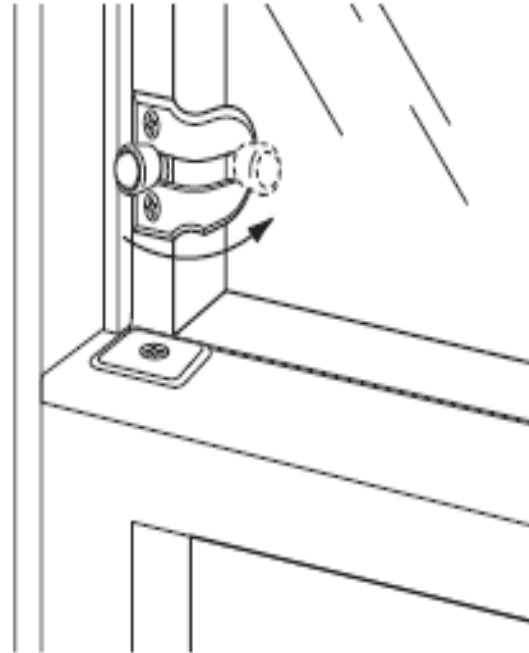
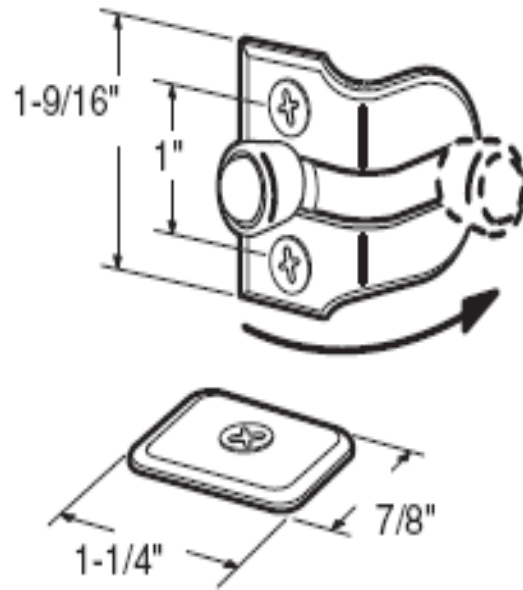


WINDOWS






WINDOWS





BASEMENT WINDOWS



Basement windows should be secured by a hinged bar so entry cannot be gained if the glass is broken out, yet available for exit in case of fire or natural disaster.





GARAGE

Small entry doors in the garage should be secured with a deadbolt lock, (single cylinder) and if there is a glass within 40 inches of the lock the glass area should be protected by a decorative metal grill or a polycarbonate material. Garage windows can be secured by the pin method or can be covered with a decorative metal grill. Windows should also have curtains or curtail visibility into the garage. When away from your home for long periods of time the overhead door should be made immobile by inserting a bolt or lock into the track area. If you have an electric garage door opener it should be disconnected before you leave.

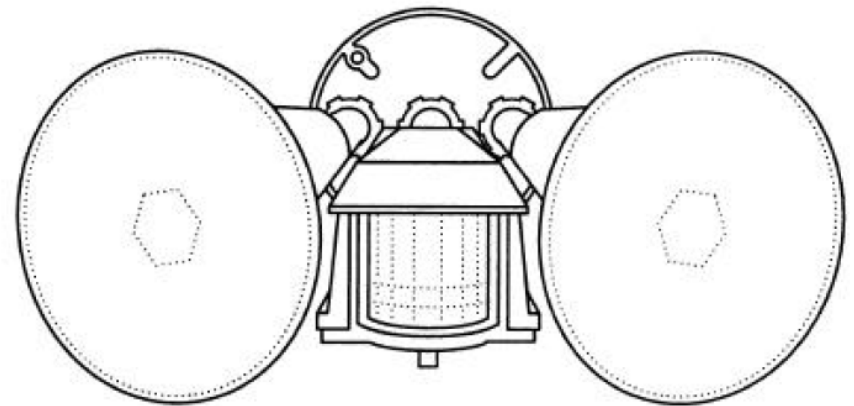




EXTERIOR LIGHTING

Adequate outdoor lighting is quite often overlooked for security applications. Lighting should be sufficient enough to illuminate at least all exits and the garage area.

Consideration should be given to using light sensors with whichever light system you chose. These sensors will automatically turn the lights on at dusk and off at sunrise to conserve electricity. Motion detector lighting should also be considered.





EXTERIOR LIGHTING

There are many types of lighting systems to choose from: Mercury Vapor, Incandescent, High Pressure Sodium, Low Pressure Sodium, and Metal Halide lights.

All will give sufficient lighting, but the type you choose should be based on individual need, cost of installation, and cost of operation.





VACATION TIPS

- Don't discuss your vacation plans until after you return.
- Make sure your home looks lived in, not empty; stop mail, newspapers and other deliveries.
- Ask a neighbor or friend to remove handbills or sales literature that might accumulate.
- Hide empty garbage cans.
- Leave shades and blinds in normal positions.
- Use automatic timers on lights and a radio.
- Arrange for lawn care or snow removal.
- Leave a key with a trusted friend or neighbor.





SECURITY TIPS

- If you live alone, use only your first initial and last name on your mailbox and telephone listings.
- Always answer your door, but never open it to strangers. Use your door viewer peephole and talk to the person through the door.
- Require all service men and sales representatives to show proper identification. (Uniforms alone should not be considered as proper I.D.)
- If strangers telephone or come to your door, don't indicate that you are alone.
- Keep window shades down and curtains closed at night.
- You should have a telephone located in your bedroom for quick access.
- Report any suspicious sounds, activities, automobiles or people to the police.





ALARMS

Many homeowners utilize burglar alarms to protect their property.

If you desire an alarm system in your home you should thoroughly study your security needs and contact at least three local, reputable alarm companies for estimates.

An alarm with an audible alert function is recommended.





IDENTIFICATION OF PROPERTY

Identifying your property can detour burglaries and thefts.

It can also aid in the recovery of stolen property.

You can engrave items of value with your driver's license number followed by the abbreviation for Illinois.

Electric engraving pens will mark all hard surfaces.

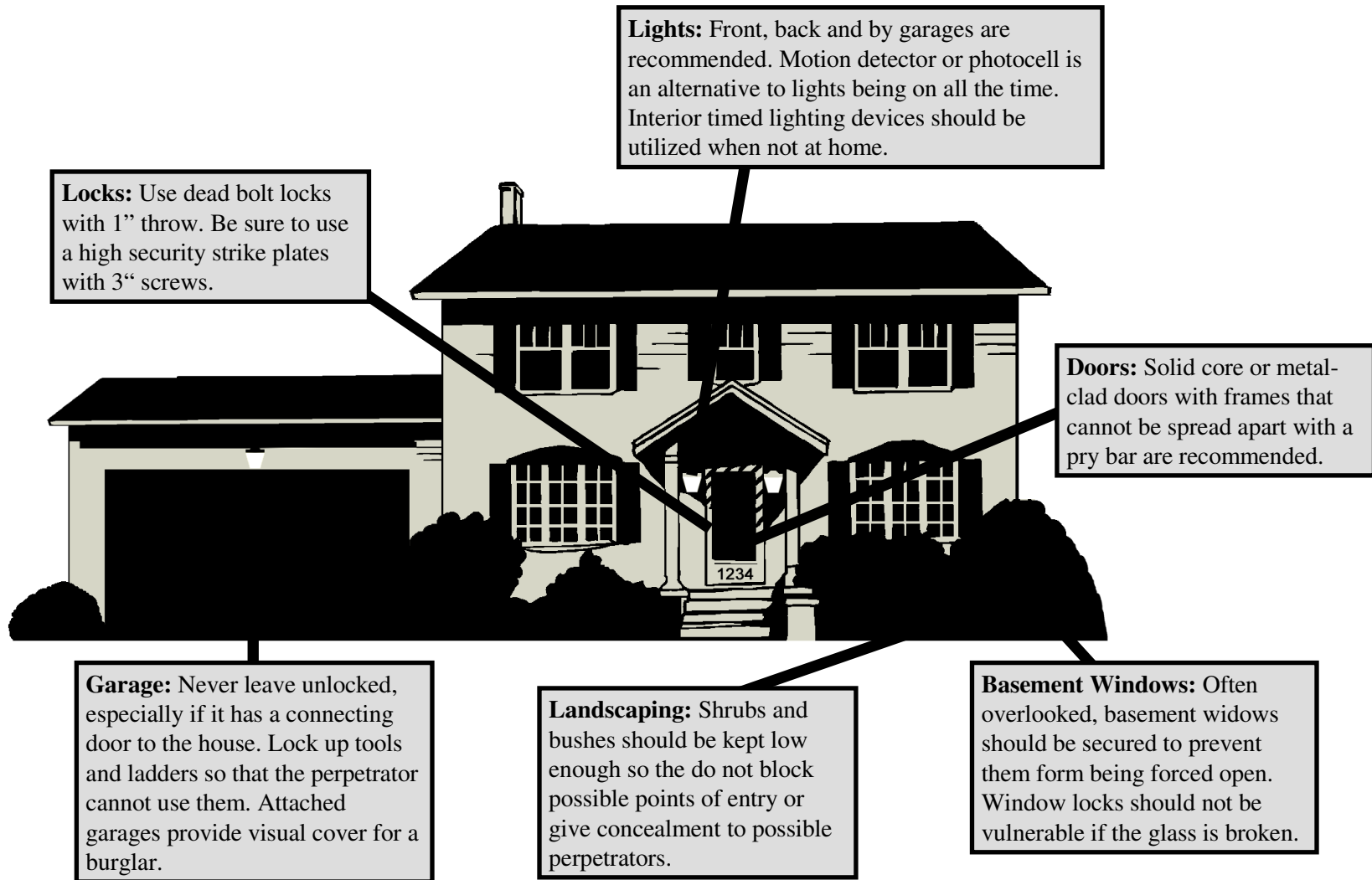
Digital photos of your valuables can also be helpful.

Please document brand names, serial and model numbers.





HOME SECURITY TIPS





REPORTING CRIMINAL AND SUSPICIOUS ACTIVITY

Reporting criminal and suspicious activity is essential to the safety and security of your neighborhood!

No one knows their neighborhood better than the people who live there.





REPORTING CRIMINAL AND SUSPICIOUS ACTIVITY

WHAT IS SUSPICIOUS?

- People who are taking shortcuts between houses may have broken into a home on the next street.
- Someone walking along looking into cars.
- A stranger ringing doorbells house to house (could be salesmen or could be a burglar).
- Cars cruising slowly up and down the street or around the block.
- Someone sitting in a car with the engine on (he could be waiting for his girlfriend or acting as a lookout for a burglar).
- A stranger walking alone with a television, a stereo or a full pillowcase, etc.
- The sound of breaking glass.





REPORTING CRIMINAL AND SUSPICIOUS ACTIVITY

**WHEN DESCRIBING A PERSON, TRY TO REMEMBER
THE FOLLOWING FACTS.**

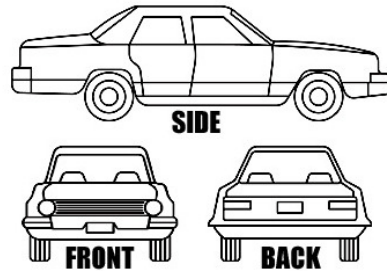
- 1. Was the suspect male or female?**
- 2. How tall was the person?**
- 3. What was the person wearing?**
- 4. What race was the person?**
- 5. How much did the person weigh?**
- 6. What was the hair and eye color?**
- 7. Approximate age of the person?**
- 8. Was there a weapon involved?**
- 9. Did the subject have any unusual characteristics?**





REPORTING CRIMINAL AND SUSPICIOUS ACTIVITY

VEHICLE IDENTIFICATION



LICENSE NUMBER: _____

VEHICLE MAKE: _____ MODEL: _____

VEHICLE TYPE (CAR-VAN-ETC.) _____

BODY STYLE (2DR-4DR-ETC.) _____ YEAR: _____

COLOR(S): _____

DIRECTION OF TRAVEL: _____


DATE & TIME: _____

ADDITIONAL DETAILS

SUSPECT IDENTIFICATION

		FEET	IN	LBS	
SEX	RACE	APPROX HEIGHT		WEIGHT	AGE

HAIR COLOR / STYLE
COLOR EYES / GLASSES
BEARD / MUSTACHE
COMPLEXION / SCARS
SPEECH / ACCENT
SHIRT / TIE
COAT / JACKET
PANTS / JEANS
HAT / CAP
SHOES / BOOTS
TATTOOS / OTHER MARKS





REPORTING CRIMINAL AND SUSPICIOUS ACTIVITY

**WHEN REPORTING TO THE POLICE,
REMEMBER TO:**

- 1. Keep Calm.**
- 2. Speak clearly and slowly.**
- 3. Give as many details as possible.**
- 4. Give a complete description of the suspect as you can.**





PROJECT

SAFE

HOME